



Available Online at

<http://www.ijcpa.in>

October-December 2015

International Journal of  
CHEMICAL AND PHARMACEUTICAL  
ANALYSIS

eISSN: 2348-0726 ; pISSN : 2395-2466

Research Article

Volume-3

Issue-1

Article ID: 765

REDOX REACTIONS OF COBALT (III) COMPLEXES OF  $\alpha$ -HYDROXY ACIDS BY NICOTINIUM DICHROMATE (NDC)  
IN SURFACTANTS

K. Murali\*, Mansur Ahmed, Mohammed Nawaz

PG and Research Department of Chemistry, Islamiah College (Autonomous),  
Vaniyambadi-635 752, Tamil Nadu, India.

\*Corresponding author: [murali\\_kana@yahoo.com](mailto:murali_kana@yahoo.com)

Received: 20 June 2015 / Revised: 23 July 2015 / Accepted: 30 October 2015 / Available online : 31 December 2015

**ABSTRACT**

*The kinetics of one electron transfer mode seems to be unavailable for NDC with Cobalt (III) bound and unbound complexes of  $\alpha$ -hydroxy acids in surfactant medium, NDC oxidizes Cobalt (III) bound and unbound  $\alpha$ -hydroxyl acids. It rules out the synchronous C-C bond fission and electron transfer to Cobalt (III) centre. Oxidation of above complexes increases with increase in temperature. The increase in the rate is observed with increase in the concentration of the surfactant. The added DDAC enhances the rate of oxidation of a reaction much more than ALS. Similar trends has been observed in lactato, glycolato and Mandelato Co (III) complexes.*

**Keywords** – Nicotinium dichromate(NDC), Ammonium Lauryl Sulfate(ALS), Dimethyl Diocta Decyl Ammonium Chloride (DDAC)

**1. INTRODUCTION**

Evolution60 Thermo spectrophotometer has been employed to study the oxidation of  $\alpha$ -hydroxy acids such as mandelic acid, lactic acid, glycolic acid and their Cobalt (III) Complexes using Nicotinium dichromate as an oxidant in the presence of surfactant. One equivalent oxidant like Ce(IV) induced electron transfer in pentaamminecobalt(III) Complexes of  $\alpha$ -hydroxy acids results in nearly 100% reduction at Cobalt(III) centre with synchronous C-C bond fission and decarboxylation. Such an electron transfer route seems to be unavailable for Nicotinium dichromate in its reaction with cobalt(III) bound and unbound  $\alpha$ -hydroxy acids in surfactant medium. Nicotinium dichromate oxidizes cobalt(III) bound and unbound  $\alpha$ -hydroxy acids to respective keto acid cobalt(III) complexes in Ammonium Lauryl Sulfate(ALS) and Dimethyl Diocta Decyl Ammonium Chloride(DDAC) possibly the transition state is more electron deficient. Such a transition state can be envisaged only when the C-H bond fission occurs in the slow step with a hydride ion transfer.

The absence of formation of cobalt (II) rules out the synchronous C-C bond fission and electron transfer to cobalt (III). The thermodynamic parameters are in consistent with bimolecular reaction. The rate of NDC oxidation of cobalt (III) Mandelato, Lactato and Glycolato complexes depends on the first power of NDC concentration. Similarly the reaction between NDC and unbound  $\alpha$ -hydroxy acid exhibits first order kinetics with respect to concentration of NDC. Of the three complexes lactate Cobalt (III) complexes react faster than mandelato and glycolato complexes, and similar trend is followed in the unbound ligands ALS. Oxidation is an important process in organic chemistry and introduction of new economic and effective reagents for oxidation under mild and

anhydrous conditions constitutes a standing challenge. NDC is an effective oxidant which is non-hygroscopic, non-photosensitive, stable yellow orange solid which is freely soluble in water, acetic acid, N,N-dimethyl formamide etc.

## 2. MATERIALS AND METHODS

The surfactants used in the present work are Ammonium Lauryl Sulfate (ALS) and Dimethyl Diocta Decyl Ammonium Chloride (DDAC). The surfactants are purified by adopting earlier procedure. The surfactants ALS and DDAC were purchased from (Sigma-Aldrich India 98%), mandelic, lactic and glycolic acids from (Karnataka Fine chemical, India 95%) Pentaamminecobalt(III) complexes of  $\alpha$ -hydroxy acids were prepared using Fan and Gould<sup>2, 10</sup>. Double distilled (deionised and CO<sub>2</sub> free) water was used as a solvent and HClO<sub>4</sub> (E. Merck India 95%) was standardized using standard Sodium carbonate (BDH, AR) solution with methyl orange as an indicator. For the NDC oxidation of Co (III) Complexes of  $\alpha$ -hydroxy acids and unbound ligands<sup>11, 12</sup>.

The rate measurement were made at  $32 \pm 0.2^\circ\text{C}$  in 100% aqueous medium and temperature was controlled by electrically operated thermostat. The total volume of reaction mixture in the spectrophotometric cell was kept as 2.5 ml in each kinetic run. An Evolution60 Thermo spectrophotometer fitted with recording and thermosetting arrangement was used to follow the rate of their action. Rate of this NDC oxidant with unbound ligand and Cobalt (III) bound complexes were calculated from observed decrease in absorbance at 400nm.

The excess of the reductant was used in kinetic runs. It gives pseudo first order rate constant. It was determined from the linear plot of the  $\ln A$  versus time. Reproducible result obtained giving good first order plot. The stoichiometric studies for the NDC oxidation of pentaamminecobalt (III) complexes of  $\alpha$ -hydroxy acid and unbound ligand in the presence of micelles were carried out at  $32 \pm 2^\circ\text{C}$ . It was observed that the cobalt (II) formation was negligibly small.

### 2.1 Preparation of Nicotinium dichromate (NDC)

Nicotinium acid (7.38g, 60ml) was added to Chromium trioxide CrO<sub>3</sub> (12g, 120 mol), dissolved in water (12ml at 0°C ice water bath) with vigorous stirring. After 15 min Acetone (100ml at 0.5°C) was added to the resulting red orange suspension and the mixture was stirred at 0°C --5°C for 15 min. The Product was filtered off and washed with Acetone (4x50ml) and Dichloromethane (25 ml) affording Nicotinium dichromate (11g) as usage yellow solid. M.P. 216 °C.

## 3. RESULTS AND DISCUSSION

Kinetic study of the oxidation of pentaamminecobalt(III) complexes of  $\alpha$ -hydroxy acid by NDC in surfactant medium dependence of rate on NDC concentration in bound ligand. The rate of oxidation of lactate cobalt(III) complexes depends on NDC concentration, the specific rate calculated remains constant (**Table 1**) and Graph of logarithm of NDC concentration versus time (**Fig. 1**) are linear.

From the slope of these graphs, the specific rate calculated agrees with those obtained from integrated rate equation suggesting first order dependence on NDC concentration.

When the concentration of NDC is varied from 1.00 to  $5.00 \times 10^{-3}$  mol dm<sup>-3</sup> at a fixed [Cobalt (III)] and [HClO<sub>4</sub>]. Specific rates remain constant. Then the rate of disappearance of Cr (VI) is given by equation. (1)

$$-d [\text{Cr (VI)}] / dt = k [\text{Cr (VI)}] \dots (1)$$

At a particular NDC concentration with increases in mandelato / lactato / glycolato cobalt (III)

concentration in the range 1.00 to  $4.00 \times 10^{-3}$  mol dm<sup>-3</sup> there is a proportional increases in the rate of oxidation (**Table 2**). The slope of nearly unity is obtained from a linear graph of logarithm a (**Fig. 2**) of specific rate (k in s<sup>-1</sup>) versus logarithm of Co(III) concentration in

each case suggesting first order rate dependence of rate on [Co(III)]. Hence the rate law for the Cr (VI) oxidation of cobalt (III) bound of  $\alpha$ -hydroxy acids is given by equation.(2).

$$-d [\text{Cr (VI)}]/dt = k_2 [\text{Cr (VI)}][\text{Co (III)}] \dots (2)$$

### 3.1 Dependence of rate on NDC concentration in surfactant for Cobalt (III) complexes of $\alpha$ -hydroxyacid

The rate of oxidation of lactato Cobalt (III) complexes depends on NDC concentration. In any specific run the change in concentration of NDC, the specific rate calculated remains constant (**Table-3**) and graphs of logarithm of NDC concentration versus time are linear (**Fig.3**).

From the slope of these graphs, the specific rate calculated agrees with those obtained from integrated rate equation, suggesting first order dependence on NDC concentration.

When concentration of NDC is varied from 1.00 to 4.00 x 10<sup>-3</sup>mol dm<sup>-3</sup> at a fixed [Co (III)] and [HClO<sub>4</sub>] specific rates remains constant. Then the rate of disappearance of Cr (VI) is given by equation 3.

$$-d [\text{Cr (VI)}]/dt = K_1 [\text{Cr (VI)}] \dots (3)$$

### 3.2 Dependence of rate on the concentration of $\alpha$ -hydroxy acid in ALS and DDAC

The oxidation studies were carried out by varying initial [ $\alpha$ -hydroxy acid] in the range 1.00 to 4.00 x 10<sup>-3</sup> mol dm<sup>-3</sup> by keeping other variables constant. The near consistency in the k<sub>2</sub> values (**Tables 4 and 5**) and the slope of nearly unity is obtained from a linear graph of logarithm of specific rate ( k<sub>1</sub> in s<sup>-1</sup> ) verses logarithm of  $\alpha$ -hydroxy acid concentration in each case suggesting first order dependence of rate on [ $\alpha$ -hydroxy acid] (**Figs. 3 and 4**). Hence the rate law for the Cr (VI) oxidation  $\alpha$ -hydroxy acid of is given below equation 4.

$$-d [\text{Cr (VI)}] / dt = k_2 [\text{Cr (VI)}] [\alpha\text{-hydroxy acid}] \dots (4)$$

### 3.3 Comparison of rates on oxidation of Pentaammine cobalt(III) complexes of both bound and unbound $\alpha$ -hydroxy acid by NDC

Specific rate of the lactato complex is more compared to both the rates of oxidation of unbound ligand and Mandela to complex deserves an explanation. The ligation of lactic acid to Co (III) centre has probably increased its reactivity towards NDC and this effect seems to be more specific for this ligand only. If the reaction proceeds through a preformed Chromate ester, then the rate of C-H fission will have been enhanced, resulting in an increased rate of oxidation of lactato complex such a precursor complex may be satirically hindered in the case of Mandela to and glycolato complexes.

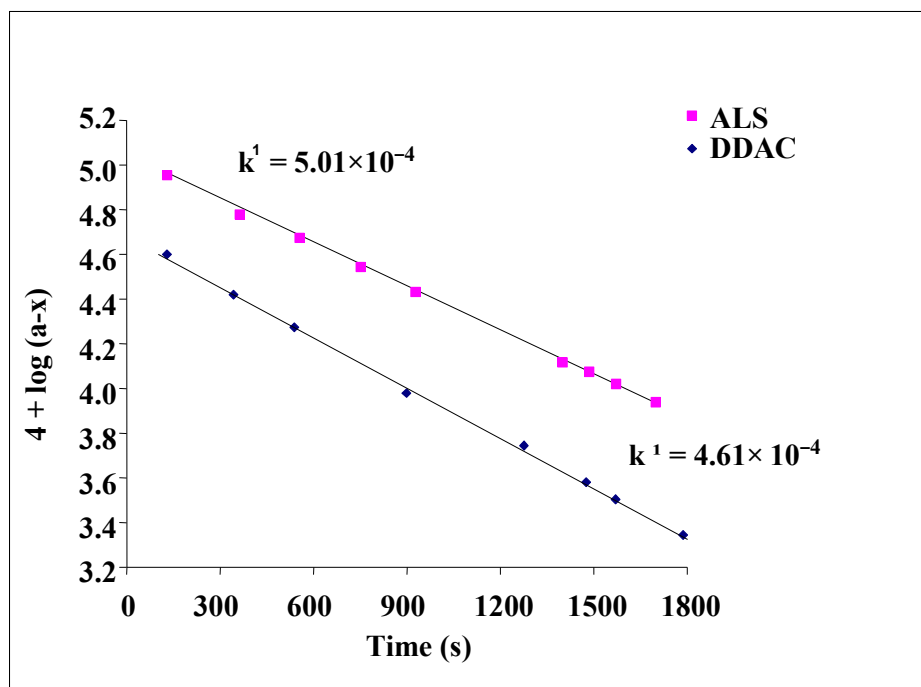
### 3.4 Mechanism

Oxidation of Pentaamminecobalt(III) complexes of both bound and unbound ligands in surfactant medium. Thus, the kinetics of two electron transfer route seems to be unavailable for NDC with Cobalt(III) bound and unbound complexes of  $\alpha$ -hydroxy acid in surfactant medium, NDC oxidizes Cobalt (III) bound and unbound  $\alpha$ -hydroxy acids. It rules out the synchronous C-C bond fission and electron transfer to Cobalt (III) centre. Oxidation of above complexes increase with increase of temperature. With increase in surfactant concentration an increase in the rate is observed. The added DDAC enhances the rate of oxidation of a reaction much more than ALS. Similar trends has been observed in lactato and glycolato Co(III) complexes.

**Table 1**

$[(\text{NH}_3)_5\text{Co}^{\text{III}}\text{-L}]^{2+}$	$= 2.00 \times 10^{-2} \text{ mol dm}^{-3}$
[NDC]	$= 2.00 \times 10^{-2} \text{ mol dm}^{-3}$
[HClO <sub>4</sub> ]	$= 1.00 \text{ mol dm}^{-3}$
[Surfactants]	$= 1.00 \times 10^{-4} \text{ mol dm}^{-3}$
Temperature	$= 32 \pm 0.2^\circ\text{C}$

Time (S)	$10^{-3} (a-x) \text{ mol dm}^{-3}$	
	ALS	DDAC
180	9.50	4.10
360	6.66	2.72
540	5.14	2.07
720	3.69	1.50
900	2.72	0.96
1080	1.99	1.17
1260	1.28	0.51
1440	1.07	0.37
1620	1.01	0.32
1800	0.91	0.23



**Fig. 1 : First order dependence plots**

Table 2

[NDC] =  $2.00 \times 10^{-3} \text{ mol dm}^{-3}$   
 [HClO<sub>4</sub>] =  $1.00 \text{ mol dm}^{-3}$   
 [ ALS ] =  $1.00 \times 10^{-4} \text{ mol dm}^{-3}$   
 Temperature =  $32 \pm 0.2^\circ\text{C}$

$[(\text{NH}_3)_5\text{CoIII}-\text{L}] 10^2 \text{ mol dm}^{-3}$	$10^4 k_1$ ( $\text{s}^{-1}$ )	$10^2 k_2 \text{ dm}^3 \text{ mol}^{-1} \text{ s}^{-1}$
<b>L= Lactato</b>		
1.00	2.96	2.96
2.00	3.90	2.95
3.00	5.70	2.96
4.00	7.70	2.95
5.00	10.45	2.95
<b>L= Mandelato</b>		
1.00	2.17	2.170
2.00	2.85	2.169
3.00	3.84	2.164
4.00	5.42	2.168
5.00	7.26	2.169
<b>L=Glycolato</b>		
1.00	1.65	0.364
2.00	1.98	0.368
3.00	2.55	0.372
4.00	3.41	0.352
5.00	4.32	0.366

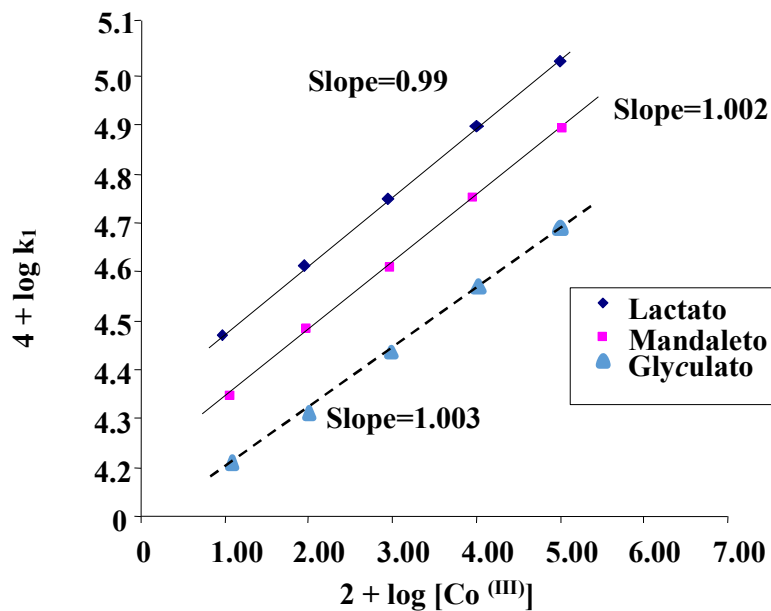


Fig.2 : Dependence of rate on [Co<sup>III</sup>] in ALS

Table 3

[NDC] =  $2.00 \times 10^{-3} \text{ mol dm}^{-3}$   
 [HClO<sub>4</sub>] =  $1.00 \text{ mol dm}^{-3}$   
 [ DDAC] =  $1.00 \times 10^{-4} \text{ mol dm}^{-3}$   
 Temperature =  $32 \pm 0.2^\circ\text{C}$

$[(\text{NH}_3)_5\text{Co}^{\text{III}}-\text{L}] 10^2 \text{ mol dm}^{-3}$	$10^4 k_1$ ( $\text{s}^{-1}$ )	$k_2 10^2 \text{ dm}^3 \text{ mol}^{-1} \text{ s}^{-1}$
<b>L= Lactato</b>		
1.00	1.00	1.00
2.00	1.62	1.02
3.00	2.43	1.02
4.00	3.80	1.00
5.00	6.10	1.01
<b>L= Mandelato</b>		
1.00	0.64	0.64
2.00	0.96	0.64
3.00	1.55	0.64
4.00	2.25	0.64
5.00	3.44	0.64
<b>L=Glycolato</b>		
1.00	0.41	0.239
2.00	0.67	0.238
3.00	0.96	0.237
4.00	1.59	0.239
5.00	2.39	0.238

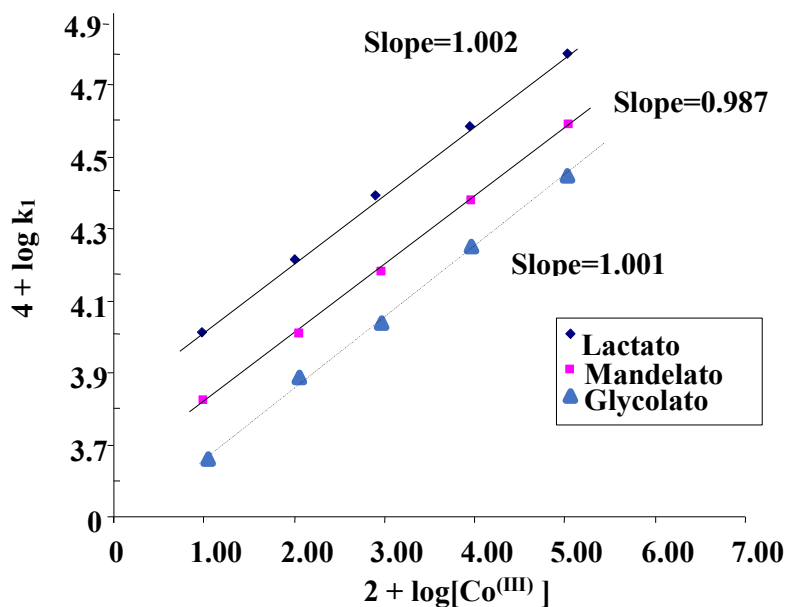


Fig. 3 : Dependence of rate on [Co<sup>III</sup>] in DDAC

Table - 4

[NDC] =  $2.00 \times 10^{-3} \text{ mol dm}^{-3}$   
 [HClO<sub>4</sub>] =  $1.00 \text{ mol dm}^{-3}$   
 [ALS] =  $1.00 \times 10^{-4} \text{ mol dm}^{-3}$   
 Temperature =  $32 \pm 0.2^\circ$ .

$[\alpha - \text{Hydroxy acid}] 10^2 \text{ mol dm}^{-3}$	$10^4 k_1$ ( $\text{S}^{-1}$ )	$10^2 k_2 \text{ dm}^3 \text{ mol}^{-1} \text{ s}^{-1}$
<b>L= Lactic acid</b>		
1.00	1.23	1.23
2.00	2.01	1.23
3.00	3.19	1.25
4.00	5.12	1.24
5.00	8.01	1.28
<b>L= Mandelic acid</b>		
1.00	0.83	0.83
2.00	1.28	0.83
3.00	2.00	0.83
4.00	3.02	0.83
5.00	5.14	0.83
<b>L=Glycolic acid</b>		
1.00	0.45	0.253
2.00	0.74	0.253
3.00	1.01	0.255
4.00	1.72	0.255
5.00	2.53	0.253

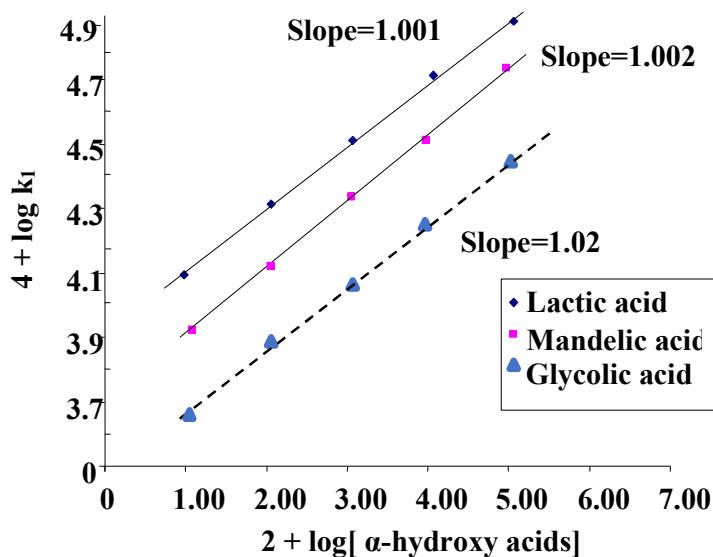


Fig. 4 : Dependence of rate on  $[\alpha - \text{hydroxy acid}]$  in ALS

Table -5

[NDC] =  $2.00 \times 10^{-3} \text{ mol dm}^{-3}$   
 [HClO<sub>4</sub>] =  $1.00 \text{ mol dm}^{-3}$   
 [DDAC] =  $1.00 \times 10^{-4} \text{ mol dm}^{-3}$   
 Temperature =  $32 \pm 0.2^\circ$ .

$[\alpha\text{-hydroxy acids}]10^2$ mol dm <sup>-3</sup>	$10^4 k_1$ (S <sup>-1</sup> )	$10^2 k_2 \text{ dm}^{-3} \text{ mol}^{-1} \text{ s}^{-1}$
<b>Lactic acid</b>		
1.00	1.29	1.290
2.00	2.24	1.290
3.00	3.88	1.292
4.00	6.32	1.290
5.00	11.80	1.293
<b>Mandelic acid</b>		
1.00	0.65	0.65
2.00	1.04	0.65
3.00	1.60	0.65
4.00	2.54	0.65
5.00	3.99	0.65
<b>Glycolic acid</b>		
1.00	0.41	0.411
2.00	0.67	0.411
3.00	1.16	0.414
4.00	1.85	0.410
5.00	3.24	0.415

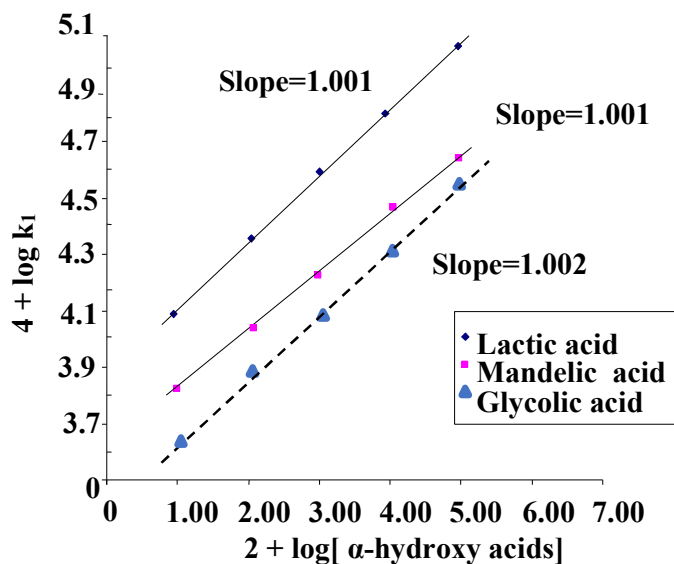


Fig. 5 : Dependence of rate on [α –Hydroxy acid] in DDAC



#### 4. CONCLUSION

The oxidation reactions of Cobalt (III) complexes of  $\alpha$ -hydroxy acids viz, lactic acid, glycolic acid and mandelic acid have been carried out using a novel chromium (VI) oxidant. There is a remarkable increase in the rate of the reaction has been observed in the presence of novel surfactants ALS and DDAC. These surfactants act as a positive catalyst in situ of the reaction and among which DDAC enhances the rate much more than the ALS.

#### 5. ACKNOWLEDGMENTS

With immense pleasure I express my heartfelt gratitude to Dr. MANSUR AHMED M.Sc., M.Phil., Ph.D., Head, P.G. & Research Department in chemistry, Vaniyambadi for his inspiring guidance, clear and explicit instruction and constant encouragement during the course of this work. At last I thanks to my friend R. KALAIVANI M.A., for his kind help in processing the complete this work in computer.

#### REFERENCES

1. Kresheilk GC, In water Comprehensive Treatment (C.F.Frank Ed) Plenum, 1973, 4: 23.
2. Bunton CA, Kamega A, Mich K. J. org Chem, 1972, 37: 1388.
3. Bunton CA, In Reaction Kinetics micelles. (E.H.Cordosed) Plenum, 1972, 73: 1388.
4. Zaffren E, Watson R E. Intrsci Che Rep, 1972, 6: 51.
5. Gurumurthy R, Gopalakrishnan M, Karthikeyan B, Selvaraju M. Asian J Chem, 1998, 10 (3): 476.
6. Saran NK, Acharya RC. Indian Chem Soc, 1985, 62: 747.
7. Haque ME, Das AR, Rakshit AK, Moulik SP. Properties of Mixed Micelles of Binary Surfactant Combinations. Langmuir, 1996, 12: 4048-4089.
8. Brahmaiah A, Manikyamba P. Indian J. Chem, 1995, 34A(II): 900.
9. BalojKawle,Thirupathi Rao M, Adinarayan M. India J.Chem, 1994, 33A(II): 1021.
10. Balasubramanian K, Lakshmanan K, Sekar G. Asian J.Chem,1999,11: 1451.
11. Sankaran KR, Anbuselvan C. Asian J. Chem, 1998, 10(4): 806.
12. Ramkumar B, Afinidad, 2003, 60, 505: 257-261.
13. Mohmed Farook A, J. Sol. Chem, 2007, 36: 345-356.
14. Subramian K, Udhayavani S, Journal of Chem. Bio and Phy sciences, 2012, 2(2): 551-559.
15. Anandaratchagan B, Md.Nawaz, Subramani K. Acta. Chim. Pharm India, 2011, 1(1): 44-50.
16. Thaminum Ansari A. Int.Journal of Chem Tech Research, 2009, 1(2): 308-313.
17. Siebert H, Anorg Z, Allg Chem, 1978, 47: 441.
18. Kalidoss P, Srinivasan VS, Indian J Chem, 1987, 26A; 924-929.
19. Kalidoss P, Srinivasan VS, Indian J Chem, 1987, 26A; 211-214.
20. Kalyan Kalisen Gupta, Amalendu Banergee, Hrishikesh Chatterjee, Tetrahedron. 1992, 48, 25, 30: 5323.